

MD-AD10

12 bit Analog to 10 bit SDI Converter

MD-AD10 is a high performance multistandard video analog to SDI converter designed for professional and broadcast use.


Analog to digital conversion process employs 12 bit decoder circuitry in order to obtain a truly and reliable 10 bit SDI encoding.

It is capable of working with 525/60 or 625/50 video, accepting NTSC, NTSC-J, PAL-B, G, N, M and SECAM standards.

Input signal format (composite, Y/C or component) can be selected by menu, as well as SMPTE or Betacam® levels for component inputs.

Also, the following signal and video processing parameters can be controlled: Luminance, Chrominance and Set Up levels, Hue, Sharpness (High Frequency gain), Filters, CTI (Chroma Transient Improvement), U (Cb) gain, V (Cr) gain, White clip.

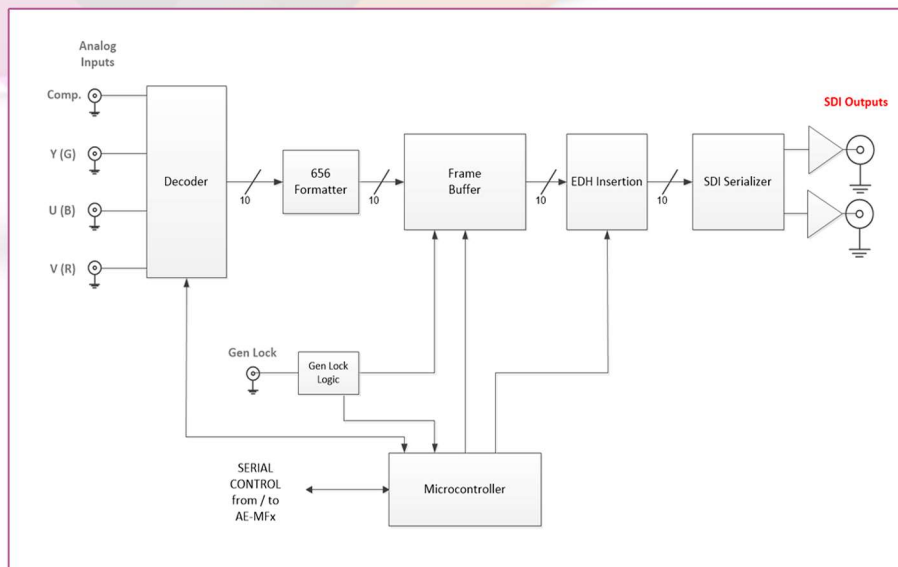
Internal Time Base Corrector can be locked to an external reference and EDH data can be inserted in the SDI output when requested.



Features:

- ◆ 10 bit encoding with 12 bit analog decoding
- ◆ Composite, Y/C and Component (SMPTE or Betacam® levels) analog inputs
- ◆ NTSC, NTSC-J, PAL-B, G, N, M and SECAM supported standards
- ◆ 5 line adaptive comb filter
- ◆ Video Processor with Luma, Chroma, Set Up and Hue adjustments
- ◆ Color Corrector, Noise Reduction and CTI
- ◆ SMPTE 259M, 270 Mb/s SDI outputs
- ◆ Very low jitter.
- ◆ EDH generation.

Block Diagram:




MD-AD10

12 bit Analog to 10 bit SDI Converter

Specifications:

MD-AD10

Analog Inputs	
Composite	1 x via BNC connector
S-VHS (Y/C)	1 x via 4 pin Mini-DIN connector
Components (YUV or RGB)	1 x via 3 BNC connectors
Impedance	75 Ω \pm 1%
Standards	NTSC, NTSC-J, PAL-B, PAL-M PAL-N and SECAM; ITU-R BT.470 compatible
SDI Outputs	
SMPTE259M, 270Mbits/s	2 x via BNC connector
Level	800 mV \pm 10 %
Impedance	75 Ω \pm 1%
Internal Process	ITU-R BT.656 compatible, 10 bit
Performance	
Frequency Response	Flat \pm 0.1 dB to more than 5.5 MHz
Luma-Croma Delay	\leq 2 nS
Differential Gain	\leq 0.5%
Differential Phase	\leq 0.5 $^{\circ}$
Luminance Non Linearity	\leq 1%
K Factor	\leq 0.8%
Signal/Noise Ratio	
White Field, weighted	Better than 67 dB
Black Field, weighted	Better than 70 dB
Typical Jitter:	
Timing	0.028 UI
Alignment	0.026 UI
Typical Rise Time	880 pS
Typical Fall Time	940 pS
Power Requirement	
Voltage	12 V DC
Current	\leq 300 mA
Mechanical	
Dimensions	9.84" x 2.87" (250 mm x 73 mm)
Weight	Approx. 0.44 lbs (200 g.)



17972 NW 59th Ave. #105, Hialeah, FL 33015, USA

✉ info@gadelectronics.com

☎ 786-441-0228



Due to our policy of constant innovation, we reserve the right to change specifications without notice